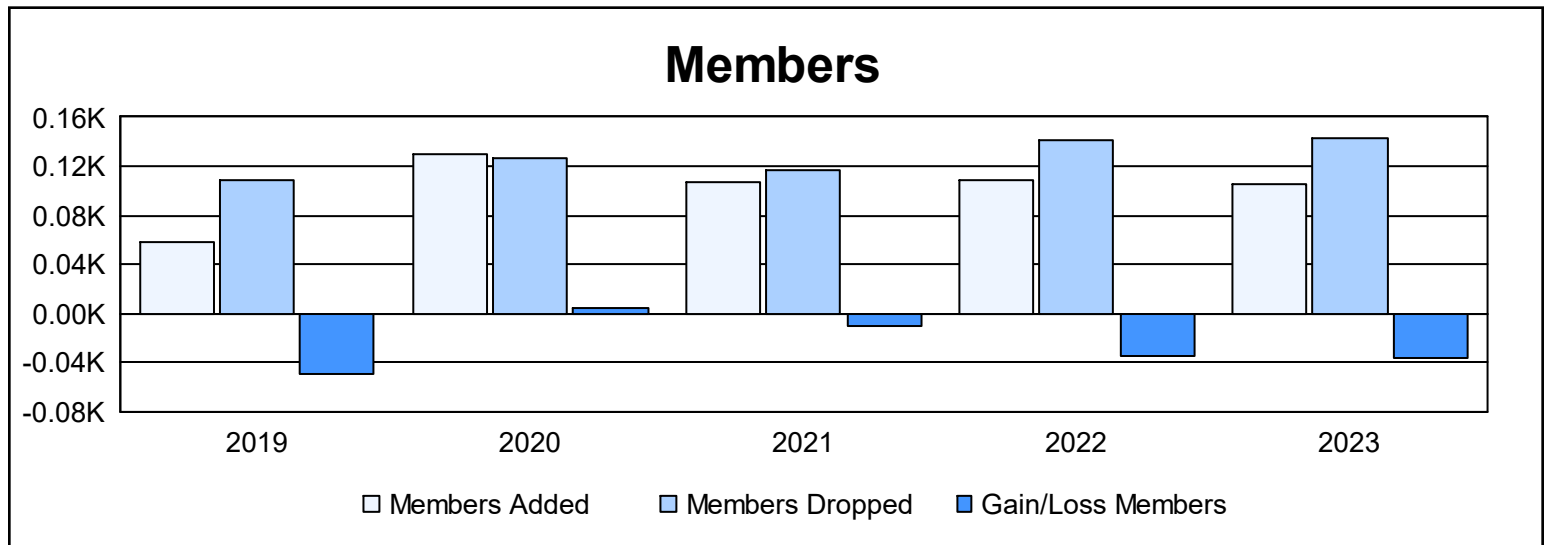
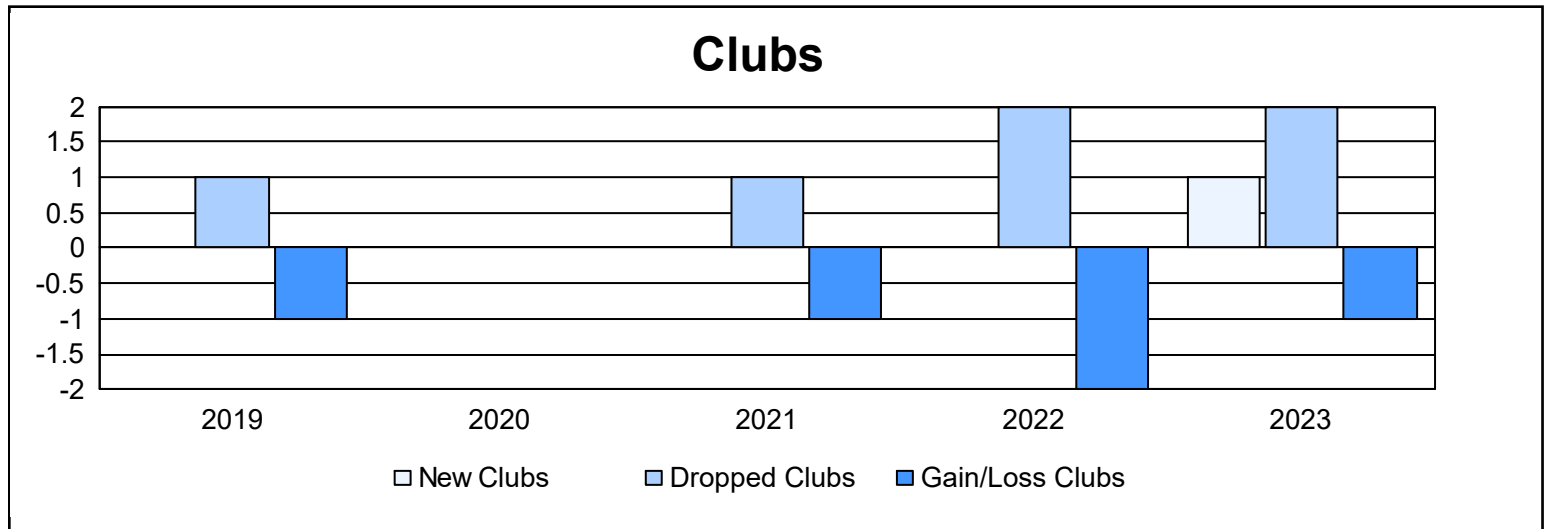
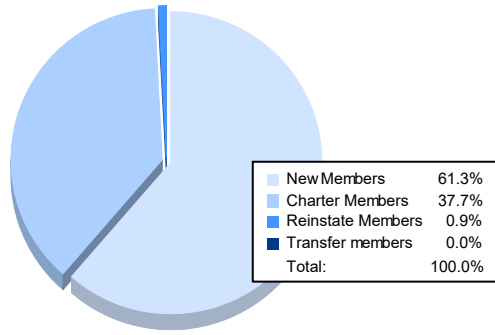


| Year           | New Clubs | Dropped Clubs | Gain/ Loss Clubs | New Members | Charter Members | Reinstate Members | Transfer Members | Total Member Added | Total Members Dropped | Gain/ Loss Members |
|----------------|-----------|---------------|------------------|-------------|-----------------|-------------------|------------------|--------------------|-----------------------|--------------------|
| 2018-2019      | 0         | 1             | -1               | 48          | 0               | 8                 | 2                | 58                 | 108                   | -50                |
| 2019-2020      | 0         | 0             | 0                | 120         | 0               | 9                 | 1                | 130                | 126                   | 4                  |
| 2020-2021      | 0         | 1             | -1               | 95          | 0               | 10                | 2                | 107                | 117                   | -10                |
| 2021-2022      | 0         | 2             | -2               | 104         | 0               | 3                 | 1                | 108                | 142                   | -34                |
| 2022-2023      | 1         | 2             | -1               | 65          | 40              | 1                 | 0                | 106                | 143                   | -37                |
| <b>Average</b> | <b>0</b>  | <b>1</b>      | <b>-1</b>        | <b>86</b>   | <b>8</b>        | <b>6</b>          | <b>1</b>         | <b>102</b>         | <b>127</b>            | <b>-25</b>         |



### Membership Composition June 2023 Cumulative



### Gender Composition June 2023 Cumulative

